

HCH HFT HCT

Robust wall-mounted axial or long-cased fans

Robust wall-mounted axial or long-cased fans, PL version supplied with plastic impeller and AL version supplied with aluminium impeller

Fan:

- Airflow direction from motor to impeller
- PL version impellers in polyamide 6 reinforced with fibreglass and AL version in cast aluminium
HCT-40-2T and HCT-45-2T models only in AL version
- HCH: Support ring in sheet steel
- HFT: Support ring in sheet steel with double clamp and packing boxes for cable entry
- HCT: Sheet steel long casing with external terminal board

Motor:

- Single-phase two-speed motors with IE-2 efficiency, except lower powers 0.75 kW.
- Class F motors, with ball bearings and IP55 protection, except single-phase versions from size 45 to size 56, IP54 protection.
One- or two-speed depending on the model
- Single-phase 230V -50Hz. and three-phase 230/400V.50Hz. (up to 5.5CV.) and 400/690V.-50Hz. (power over 5.5CV.)
- Working temperature: -25°C.+ 50°C



Finish:

- Anticorrosive finish in polyester resin, polymerised at 190°C, after alkaline degreasing and phosphate-free pre-treatment.

On request:

- Airflow direction from impeller to motor.
- 100% reversible impellers
- Special windings for different voltages.
- ATEX certification, Category 2



HCH



HFT



HCT



Order code



HCH: Robust wall-mounted axial fans
HFT: Support ring in sheet steel with double clamp
HCT: Robust long-cased axial fans

Impeller diameter in cm.

Number of motor poles
2=2900 r/min. 50 Hz
4=1400 r/min. 50 Hz
6=900 r/min. 50 Hz
8=750 r/min. 50 Hz
12=500 r/min. 50 Hz

T=Three-phase
M=Single-phase (CV)

Motor power (CV)

PL=Plastic impeller
AL=Aluminium impeller

PV=Distributor

Technical characteristics

Model	Speed (r/min)	Maximum admissible current (A)			Installed power (kW)	Maximum airflow (m³/h)	Sound pressure level dB(A)	Approx. weight (Kg)		
		230V	400V	690V				HCH	HFT	HCT
HCT 25-2T	2670	0.64	0.37		0.09	1950	64		7	
HCT 25-2M	2760	0.79			0.09	1950	64		7	
HCT 25-4T	1320	0.65	0.38		0.09	1000	50		7	
HCT 25-4M	1380	0.65			0.10	1000	50		7	
HCT 31-2T	2750	1.21	0.70		0.18	2900	70		8	
HCT 31-2M	2780	1.42			0.18	2900	70		8	
HCT 31-4T	1320	0.65	0.38		0.09	1550	52		8	
HCT 31-4M	1380	0.65			0.10	1550	52		8	
HCH HCT 35-2T	2710	1.92	1.11		0.37	5750	77	9	12	
HCT 35-2M	2780	2.53			0.37	5750	77		12	
HCH HCT 35-4T	1320	0.65	0.38		0.09	3100	59	7	10	
HCT 35-4M	1380	0.65			0.10	3100	59		10	
HCH HCT 40-2T-1.5	2860	4.20	2.40		1.10	8800	84	17	25	
HCH HCT 40-4T-0.33	1350	1.66	0.96		0.25	5150	64	13	21	
HCT 45-2T-2	2770	5.44	3.13		1.50	10650	86		31	
HCT 45-2T-3	2885	7.77	4.47		2.20	12750	88		34	
HCT 45-2/4T-3	2910 / 1420		5.00 / 1.60		2.20 / 0.60	12750/6375	88/73		33	
HCH HCT 45-4T-0.5	1370	2.02	1.17		0.37	7100	68	15	24	
HCH HCT 45-4M-0.5	1400	2.76			0.37	7100	68	15	24	
HCH HCT 45-6T -0.33	900	1.51	0.87		0.25	4750	55	14		
HCH HCT 45-6M -0.33	950	1.30			0.25	4750	55	15		
HCT 50-4T-0.75	1380	2.92	1.69		0.55	10400	70		28	

Technical characteristics

Model				Speed (r/min)	Maximum admissible current (A)			Installed power (kW)	Maximum airflow (m³/h)	Sound pressure level dB(A)	Approx. weight (Kg)		
					230V	400V	690V				HCH	HFT	HCT
HCH	HFT	HCT	56-4T-0.75	1380	2.92	1.69	0.55	11050	72	21	23	33	
HCH	HFT	HCT	56-4M-0.75	1450	4.40		0.55	11050	72	21	23	33	
HCH	HFT	HCT	56-4T-1	1410	3.10	1.79	0.75	12950	73	22	24	34	
HCH	HFT	HCT	56-4/8T-1	1430 / 710		2.00 / 0.90	0.75 / 0.20	12950/6475	73/58	23	25	35	
HCH	HFT	HCT	56-4T-1.5	1400	4.03	2.32	1.10	14000	74	26	28	37	
HCH	HFT	HCT	56-4/8T-1.5	1440 / 710		2.90 / 1.30	1.10 / 0.25	14000/7000	74/59	24	26	35	
HCH	HFT	HCT	56-4T-2	1430	5.96	3.44	1.50	15300	75	28	30	39	
HCH	HFT	HCT	56-4/8T-2	1420 / 700		3.50 / 1.50	1.50 / 0.37	15300/7650	75/60	28	30	39	
HCH	HFT	HCT	56-6T -0.33	900	1.51	0.87	0.25	8500	61	18	20	30	
HCH	HFT	HCT	56-6M -0.33	950	1.85		0.25	8400	61	19	21	31	
HCH	HFT	HCT	56-6T -0.5	900	2.24	1.30	0.37	9300	61	20	22	32	
HCH	HFT	HCT	56-6T -0.75	900	2.99	1.73	0.55	10000	62	22	24	34	
HCH	HFT	HCT	63-4T-1	1410	3.10	1.79	0.75	14150	73	27	29	42	
HCH	HFT	HCT	63-4/8T-1	1430 / 710		2.00 / 0.90	0.75 / 0.20	14150/7075	73/58	27	29	43	
HCH	HFT	HCT	63-4T-1.5	1400	4.03	2.32	1.10	17000	74	30	32	45	
HCH	HFT	HCT	63-4/8T-1.5	1440 / 710		2.90 / 1.30	1.10 / 0.25	17000/8500	74/59	29	31	44	
HCH	HFT	HCT	63-4T-2	1430	5.96	3.44	1.50	18900	75	33	35	48	
HCH	HFT	HCT	63-4/8T-2	1420 / 700		3.50 / 1.50	1.50 / 0.37	18900/9450	75/60	32	34	48	
HCH	HFT	HCT	63-4T-3	1445	8.36	4.83	2.20	22100	76	41	43	57	
HCH	HFT	HCT	63-4/8T-3	1430 / 710		4.90 / 1.70	2.20 / 0.45	22100/11050	76/61	38	40	54	
HCH	HFT	HCT	63-4T-4	1445	10.96	6.33	3.00	25400	77	43	45	59	
HCH	HFT	HCT	63-4/8T-4	1430 / 710		6.50 / 2.30	3.00 / 0.60	25400/12700	77/62	42	44	57	
HCH	HFT	HCT	63-6T -0.5	900	2.24	1.30	0.37	12150	64	25	27	40	
HCH	HFT	HCT	63-6M -0.5	900	2.69		0.37	12150	64	25	27	40	
HCH	HFT	HCT	63-6T -0.75	900	2.99	1.73	0.55	12750	65	27	29	42	
HCH	HFT	HCT	63-6T -1	945	3.90	2.20	0.75	13800	66	33	35	48	
HCH	HFT	HCT	63-6/12T-1	935 / 435		2.20 / 0.87	0.75 / 0.15	13800/6900	66/51	32	34	47	
HCH	HFT	HCT	71-4T-1.5	1400	4.03	2.32	1.10	19750	78	33	35	52	
HCH	HFT	HCT	71-4/8T-1.5	1440 / 710		2.90 / 1.30	1.10 / 0.25	19600/9800	78/63	32	34	51	
HCH	HFT	HCT	71-4T-2	1430	5.96	3.44	1.50	21100	79	36	38	55	
HCH	HFT	HCT	71-4/8T-2	1420 / 700		3.50 / 1.50	1.50 / 0.37	21100/10550	79/64	35	37	54	
HCH	HFT	HCT	71-4T-3	1445	8.36	4.83	2.20	23950	81	45	47	64	
HCH	HFT	HCT	71-4/8T-3	1430 / 710		4.90 / 1.70	2.20 / 0.45	24150/12075	81/66	42	44	61	
HCH	HFT	HCT	71-4T-4	1445	10.96	6.33	3.00	29400	82	47	49	66	
HCH	HFT	HCT	71-4/8T-4	1430 / 710		6.50 / 2.30	3.00 / 0.60	29550/14775	82/67	46	48	64	
HCH	HFT	HCT	71-6T -0.75	900	2.99	1.73	0.55	15150	67	29	31	49	
HCH	HFT	HCT	71-6M -0.75	900	3.84		0.55	15150	67	29	31	49	
HCH	HFT	HCT	71-6T -1	945	3.90	2.20	0.75	17250	68	36	38	55	
HCH	HFT	HCT	71-6/12T-1	935 / 435		2.20 / 0.87	0.75 / 0.15	17150/8575	68/53	35	37	54	
HCH	HFT	HCT	71-6T -1.5	945	4.88	2.82	1.10	20950	69	38	40	57	
HCH	HFT	HCT	71-6/12T-1.5	950 / 470		3.00 / 1.15	1.10 / 0.18	20950/10475	69/54	37	39	56	
HCH	HFT	HCT	80-4T-3	1445	8.36	4.83	2.20	28000	82	53	55	72	
HCH	HFT	HCT	80-4/8T-3	1430 / 710		4.90 / 1.70	2.20 / 0.45	28000/14000	82/67	50	52	69	
HCH	HFT	HCT	80-4T-4	1445	10.96	6.33	3.00	32700	83	55	57	74	
HCH	HFT	HCT	80-4/8T-4	1430 / 710		6.50 / 2.30	3.00 / 0.60	32700/16350	83/68	54	56	73	
HCH	HFT	HCT	80-4T-5.5	1440	14.10	8.12	4.00	37200	84	60	62	79	
HCH	HFT	HCT	80-4/8T-5.5	1430 / 710		8.20 / 2.90	4.00 / 0.80	37200/18600	84/69	66	68	85	
HCH	HFT	HCT	80-6T -1	945	3.90	2.20	0.75	20600	71	44	46	64	
HCH	HFT	HCT	80-6/12T-1	935 / 435		2.20 / 0.87	0.75 / 0.15	20600/10300	71/56	43	45	63	
HCH	HFT	HCT	80-6T -1.5	945	4.88	2.82	1.10	24250	72	46	48	66	
HCH	HFT	HCT	80-6/12T-1.5	950 / 470		3.00 / 1.15	1.10 / 0.18	24250/12125	72/57	45	47	65	
HCH	HFT	HCT	80-6T -2	955	6.42	3.71	1.50	28000	73	52	54	71	
HCH	HFT	HCT	80-6/12T-2	970 / 470		4.60 / 1.90	1.50 / 0.25	28000/14000	73/58	62	64	81	
HCH	HFT	HCT	80-6T -3	955	9.30	5.30	2.20	32500	74	57	59	76	
HCH	HFT	HCT	80-6/12T-3	940 / 470		5.60 / 2.20	2.20 / 0.37	32500/16250	74/59	62	64	81	
HCH	HFT	HCT	80-8T-0.5	700	2.77	1.60	0.37	16600	69	43	45	63	
HCH	HFT	HCT	80-8T-0.75	695	3.53	2.04	0.55	19600	70	45	47	65	
HCH	HFT	HCT	80-8T-1	705	4.68	2.70	0.75	22150	71	50	52	69	
HCH	HFT	HCT	90-4T-4	1445	10.96	6.33	3.00	37750	87	62	66	90	
HCH	HFT	HCT	90-4/8T-4	1430 / 710		6.50 / 2.30	3.00 / 0.60	37750/18875	87/72	61	65	88	
HCH	HFT	HCT	90-4T-5.5	1440	14.10	8.12	4.00	41850	89	67	71	95	
HCH	HFT	HCT	90-4/8T-5.5	1430 / 710		8.20 / 2.90	4.00 / 0.80	41850/20925	89/74	73	77	101	
HCH	HFT	HCT	90-4T-7.5	1440		11.60	6.72	47000	91	83	87	109	
HCH	HFT	HCT	90-4/8T-7.5	1450 / 720		11.80 / 3.80	5.50 / 1.10	47000/23500	91/76	93	97	119	
HCH	HFT	HCT	90-4T-10	1455		14.20	8.20	53000	92	94	98	120	

Technical characteristics

Model				Speed (r/min)	Maximum admissible current (A)			Installed power (kW)	Maximum airflow (m³/h)	Sound pressure level dB(A)	Approx. weight (Kg)			
					230V	400V	690V				HCH	HFT	HCT	
HCH	HFT	HCT	90-4/8T-10	1460 / 725	15.30 / 5.40			7.50 / 1.50	53000/26500	92/77	98	102	124	
HCH	HFT	HCT	90-6T -2	955	6.42	3.71		1.50	30000	77	59	63	87	
HCH	HFT	HCT	90-6/12T-2	970 / 470	4.60 / 1.90			1.50 / 0.25	30000/15000	77/62	69	73	97	
HCH	HFT	HCT	90-6T -3	955	9.30	5.30		2.20	35000	78	64	68	92	
HCH	HFT	HCT	90-6/12T-3	940 / 470	5.60 / 2.20			2.20 / 0.37	35000/17500	78/63	69	73	97	
HCH	HFT	HCT	90-6T -4	960	12.70	7.30		3.00	40000	79	88	92	114	
HCH	HFT	HCT	90-6/12T-4	960 / 480	9.00 / 3.50			3.00 / 0.55	40000/20000	79/64	87	91	113	
HCH	HFT	HCT	90-8T-1	705	4.68	2.70		0.75	22400	71	57	61	85	
HCH	HFT	HCT	90-8T-1.5	705	5.63	3.25		1.10	24150	72	60	64	88	
HCH	HFT	HCT	90-8T-2	705	7.10	4.10		1.50	26300	73	71	75	99	
HCH	HFT	HCT	90-8T-3	705	9.53	5.50		2.20	30150	74	98	102	124	
HCH	HFT	HCT	100-4T-7.5	1440	11.60			6.72	5.50	52500	92	91	95	121
HCH	HFT	HCT	100-4/8T-7.5	1450 / 720	11.80 / 3.80			5.50 / 1.10	52500/26250	92/77	101	105	128	
HCH	HFT	HCT	100-4T-10	1455	14.20			8.20	7.50	58500	93	102	106	131
HCH	HFT	HCT	100-4/8T-10	1460 / 725	15.30 / 5.40			7.50 / 1.50	58500/29250	93/78	106	110	135	
HCH	HFT	HCT	100-4T-15	1460	20.20			11.60	11.00	68000	94	125	129	160
HCH	HFT	HCT	100-4/8T-15	1470 / 725	23.20 / 8.70			11.00 / 2.80	68000/34000	94/79	125	129	160	
HCH	HFT	HCT	100-4T-20	1460	27.50			15.90	15.00	71850	95	144	148	179
HCH	HFT	HCT	100-4/8T-20	1460 / 725	31.72 / 11.75			15.00 / 3.80	72450/36225	95/80	140	144	175	
HCH	HFT	HCT	100-6T -3	955	9.30	5.30		2.20	40500	82	72	76	103	
HCH	HFT	HCT	100-6/12T-3	940 / 470	5.60 / 2.20			2.20 / 0.37	40500/20250	82/67	77	81	108	
HCH	HFT	HCT	100-6T -4	960	12.70	7.30		3.00	46950	83	96	100	125	
HCH	HFT	HCT	100-6/12T-4	960 / 480	9.00 / 3.50			3.00 / 0.55	46950/23475	83/68	95	99	124	
HCH	HFT	HCT	100-6T -5.5	960	16.50	9.46		4.00	52000	84	104	108	133	
HCH	HFT	HCT	100-6/12T-5.5	970 / 480	4.00 / 11.00			4.00 / 0.65	52000/26000	84/69	100	104	129	
HCH	HFT	HCT	100-8T-1.5	705	5.63	3.25		1.10	32500	76	67	71	99	
HCH	HFT	HCT	100-8T-2	705	7.10	4.10		1.50	33850	77	79	83	110	
HCH	HFT	HCT	100-8T-3	705	9.53	5.50		2.20	35150	77	106	110	135	
HCH	HFT	HCT	100-8T-4	705	12.82	7.40		3.00	37800	78	114	118	143	



Erp. BEP (best efficiency point) characteristics

MC	Measurement category	ηe[%]	Efficiency
EC	Efficiency category	N	Degree of efficiency
S	Static	[kW]	Electrical power
T	Total	[m³/h]	Airflow
VSD	Variable-speed drive	[mmH₂O]	Static or total pressure (According to EC)
SR	Specific relationship	[RPM]	Speed

Model	MC	EC	VSD	SR	ηe[%]	N	(kW)	(m³/h)	(mmH₂O)	(RPM)
25-4M	-	-	-	-	-	-	0.102	566	3.59	1386
25-4T	-	-	-	-	-	-	0.099	586	3.45	1358
31-2M	A	S	NO	1.00	27.6%	37.5	0.266	1652	16.33	2805
31-2T	A	S	NO	1.00	29.4%	39.5	0.250	1708	15.79	2774
31-4M	-	-	-	-	-	-	0.111	1004	4.09	1418
31-4T	-	-	-	-	-	-	0.103	1013	4.06	1397
35-2M	A	S	NO	1.00	36.5%	44.6	0.524	2983	23.52	2791
35-2T	A	S	NO	1.00	37.1%	45.2	0.515	2998	23.40	2737
35-4M	A	S	NO	1.00	25.6%	37.4	0.137	1851	6.96	1425
35-4T	A	S	NO	1.00	27.4%	39.3	0.128	1857	6.94	1400
40-2T-1.5	A	S	NO	1.00	33.9%	40.2	1.029	4386	29.24	2896
40-4T-0.33	A	S	NO	1.00	32.0%	41.7	0.289	3401	10.00	1396
45-2T-2	A	S	NO	1.00	36.9%	42.0	1.573	5401	39.47	2805
45-2T-3	A	S	NO	1.00	38.7%	43.1	2.047	8183	35.55	2910
45-2/4T-3	A	S	NO	1.00	37.7%	42.0	2.110	8454	34.61	2934
45-4T-0.5	A	S	NO	1.00	33.4%	41.8	0.475	4228	13.80	1392
45-4M-0.5	A	S	NO	1.00	29.6%	37.6	0.538	4257	13.73	1410
50-4T-0.75	A	S	NO	1.00	29.5%	37.0	0.649	3716	18.91	1406
56-4T-0.75	A	S	NO	1.00	33.2%	40.6	0.660	6808	11.81	1405
56-4M-0.75	A	S	NO	1.00	32.7%	40.1	0.669	6622	12.13	1422
56-4T-1	A	S	NO	1.00	33.2%	40.3	0.759	6599	14.03	1423
56-4T-1.5	A	S	NO	1.00	31.3%	37.7	0.973	7130	15.69	1427
56-6T -0.33	A	S	NO	1.00	31.4%	41.7	0.237	3564	7.69	919
56-6M -0.33	A	S	NO	1.00	26.6%	36.3	0.293	4104	6.98	933



Erp. BEP (best efficiency point) characteristics

Model	MC	EC	VSD	SR	ηe[%]	N	(kW)	(m³/h)	(mmH ₂ O)	(RPM)
63-4T-1	C	S	NO	1.00	45.0%	52.0	0.794	8989	14.61	1424
63-4/8T-1	C	S	NO	1.00	38.2%	44.7	0.938	8924	14.74	1440
63-4T-1.5	C	S	NO	1.00	45.3%	51.1	1.179	10593	18.50	1412
63-4/8T-1.5	C	S	NO	1.00	41.4%	47.1	1.286	10448	18.74	1451
63-4T-2	C	S	NO	1.00	44.6%	49.8	1.493	11688	20.93	1442
63-4/8T-2	C	S	NO	1.00	38.4%	43.2	1.734	11566	21.13	1433
63-4T-3	C	S	NO	1.00	35.7%	40.0	2.105	14963	18.46	1456
63-4/8T-3	C	S	NO	1.00	33.4%	37.5	2.248	14534	18.99	1446
63-6T -0.5	C	S	NO	1.00	32.7%	41.1	0.474	6417	8.88	921
63-6M -0.5	C	S	NO	1.00	32.2%	40.6	0.482	6339	8.99	915
63-6T -0.75	C	S	NO	1.00	32.6%	40.6	0.547	6936	9.46	933
63-6T -1	C	S	NO	1.00	29.1%	36.2	0.748	7611	10.50	958
71-4T-1.5	C	S	NO	1.00	53.4%	59.2	1.217	11355	21.04	1409
71-4/8T-1.5	C	S	NO	1.00	45.1%	50.4	1.411	11393	20.50	1446
71-4T-2	C	S	NO	1.00	50.1%	55.3	1.508	13256	20.95	1442
71-4/8T-2	C	S	NO	1.00	43.7%	48.5	1.731	13141	21.15	1433
71-4T-3	C	S	NO	1.00	45.6%	49.8	2.216	14513	25.59	1453
71-4/8T-3	C	S	NO	1.00	41.7%	45.6	2.478	14275	26.60	1441
71-4T-4	C	S	NO	1.00	38.4%	41.3	3.404	18556	25.85	1447
71-4/8T-4	C	S	NO	1.00	37.5%	40.4	3.534	18165	26.80	1436
71-6T -0.75	C	S	NO	1.00	35.7%	43.0	0.710	8036	11.60	913
71-6M -0.75	C	S	NO	1.00	33.6%	40.7	0.755	7945	11.73	908
71-6T -1	C	S	NO	1.00	35.3%	42.3	0.796	8550	12.07	956
71-6/12T-1	C	S	NO	1.00	33.6%	40.5	0.829	8626	11.87	952
71-6T -1.5	C	S	NO	1.00	37.6%	43.6	1.123	12806	12.11	956
71-6/12T-1.5	C	S	NO	1.00	30.6%	36.1	1.373	12573	12.28	952
80-4T-3	C	S	NO	1.00	56.7%	60.7	2.309	16178	29.73	1451
80-4/8T-3	C	S	NO	1.00	50.1%	53.8	2.621	15754	30.61	1437
80-4T-4	C	S	NO	1.00	54.0%	57.1	3.246	19442	33.11	1449
80-4/8T-4	C	S	NO	1.00	50.1%	53.0	3.496	19059	33.78	1437
80-4T-5.5	C	S	NO	1.00	51.4%	53.8	4.207	20980	37.85	1445
80-4/8T-5.5	C	S	NO	1.00	50.0%	52.3	4.324	20666	38.41	1437
80-6T -1	C	S	NO	1.00	48.0%	54.5	0.939	12168	13.62	948
80-6/12T-1	C	S	NO	1.00	43.1%	49.3	1.043	12343	13.38	939
80-6T -1.5	C	S	NO	1.00	46.7%	52.1	1.380	15312	15.45	946
80-6/12T-1.5	C	S	NO	1.00	43.1%	48.4	1.492	15127	15.63	952
80-6T -2	C	S	NO	1.00	42.2%	46.8	1.845	17013	16.79	956
80-6/12T-2	C	S	NO	1.00	39.2%	43.7	1.979	16702	17.06	971
80-6T -3	C	S	NO	1.00	36.1%	40.1	2.408	18724	17.07	960
80-6/12T-3	C	S	NO	1.00	33.3%	37.1	2.598	18276	17.42	948
80-8T-0.5	C	S	NO	1.00	36.0%	43.8	0.584	10464	7.37	701
80-8T-0.75	C	S	NO	1.00	33.9%	40.7	0.830	12481	8.28	696
80-8T-1	C	S	NO	1.00	35.4%	41.6	1.070	14234	9.79	707
90-4T-4	C	S	NO	1.00	58.1%	61.1	3.362	20308	35.36	1447
90-4/8T-4	C	S	NO	1.00	53.2%	55.9	3.681	20152	35.69	1433
90-4T-5.5	C	S	NO	1.00	56.2%	58.5	4.306	24635	36.06	1444
90-4/8T-5.5	C	S	NO	1.00	53.9%	56.1	4.487	24524	36.24	1435
90-4T-7.5	C	S	NO	1.01	53.2%	54.6	6.004	26945	43.56	1442
90-4/8T-7.5	C	S	NO	1.01	47.6%	48.7	6.705	26824	43.74	1452
90-4T-10	C	S	NO	1.01	50.3%	51.0	7.864	33102	43.89	1458
90-4/8T-10	C	S	NO	1.01	46.3%	46.7	8.546	32957	44.09	1463
90-6T -2	C	S	NO	1.00	50.9%	55.7	1.777	18106	18.37	957
90-6/12T-2	C	S	NO	1.00	46.5%	51.0	1.944	18044	18.42	971
90-6T -3	C	S	NO	1.00	43.0%	46.8	2.492	22079	17.82	958
90-6/12T-3	C	S	NO	1.00	38.8%	42.4	2.760	21982	17.90	945
90-6T -4	C	S	NO	1.00	38.7%	42.0	3.091	22590	19.47	965
90-6/12T-4	C	S	NO	1.00	33.4%	36.2	3.606	23773	18.62	961
90-8T-1	C	S	NO	1.00	42.4%	48.8	0.980	13430	11.36	715
90-8T-1.5	C	S	NO	1.00	34.9%	40.5	1.332	14032	12.18	710
90-8T-2	C	S	NO	1.00	37.3%	42.8	1.375	14674	12.84	719
90-8T-3	C	S	NO	1.00	36.6%	41.5	1.675	16898	13.32	724
100-4T-7.5	C	S	NO	1.00	51.0%	52.4	5.965	27281	40.95	1443



Erp. BEP (best efficiency point) characteristics

Model	MC	EC	VSD	SR	η[%]	N	(kW)	(m³/h)	(mmH ₂ O)	(RPM)
100-4/8T-7.5	C	S	NO	1.00	45.7%	46.8	6.658	27102	41.24	1452
100-4T-10	C	S	NO	1.00	47.5%	48.1	7.982	36164	38.48	1458
100-4/8T-10	C	S	NO	1.00	43.0%	43.3	8.817	35646	39.03	1465
100-4T-15	C	S	NO	1.01	47.7%	47.6	11.541	44388	45.52	1462
100-4/8T-15	C	S	NO	1.01	43.0%	42.9	12.785	44106	45.84	1471
100-4T-20	C	S	NO	1.01	44.5%	44.3	13.387	46050	47.49	1468
100-4/8T-20	C	S	NO	1.01	41.5%	41.2	14.690	43763	51.13	1467
100-6T-3	C	S	NO	1.00	47.3%	51.1	2.461	23849	17.92	959
100-6/12T-3	C	S	NO	1.00	41.7%	45.3	2.789	23616	18.11	944
100-6T-4	C	S	NO	1.00	43.5%	46.3	3.541	28826	19.61	960
100-6/12T-4	C	S	NO	1.00	38.7%	41.2	3.980	28654	19.74	961
100-6T-5.5	C	S	NO	1.00	41.7%	43.8	4.637	32856	21.61	965
100-6/12T-5.5	C	S	NO	1.00	39.1%	41.1	4.939	32699	21.71	971
100-8T-1.5	C	S	NO	1.00	47.6%	52.9	1.452	19345	13.11	707
100-8T-2	C	S	NO	1.00	42.7%	47.2	1.923	20901	14.42	706
100-8T-3	C	S	NO	1.00	34.2%	38.0	2.567	20286	15.90	710
100-8T-4	C	S	NO	1.00	33.3%	36.6	3.027	21510	17.21	715

Acoustic features

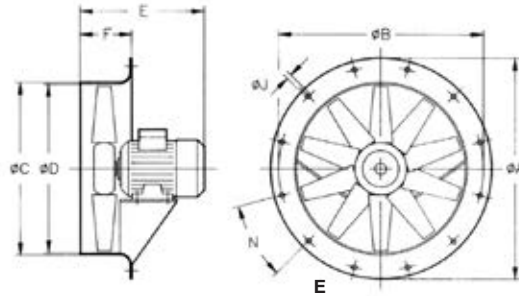
The specified values are determined according to free field measurements of pressure and sound levels in dB(A) at an equivalent distance of twice the fan's span plus the impeller's diameter, with a minimum of 1.5 m.

Sound power Lw(A) spectrum in dB(A) via frequency band in Hz.

Model	63	125	250	500	1000	2000	4000	8000	Model	63	125	250	500	1000	2000	4000	8000
25-2	35	50	69	68	69	68	63	54	03/08/1980 (2v)	44	64	72	77	79	76	69	58
25-4	21	36	55	54	55	54	49	40	80-4-4	60	80	88	93	95	92	85	74
31-2	41	56	75	74	75	74	69	60	04/08/1980 (2v)	45	65	73	78	80	77	70	59
31-4	23	38	57	56	57	56	51	42	80-4-5.5	61	81	89	94	96	93	86	75
35-2	48	63	82	81	82	81	76	67	80-8-5.5 (2v)	46	66	74	79	81	78	71	60
35-4	30	45	64	63	64	63	58	49	80-6-1	48	68	76	81	83	80	73	62
40-2	55	70	89	88	89	88	83	74	01/12/1980 (2v)	33	53	61	66	68	65	58	47
40-4	35	50	69	68	69	68	63	54	80-6-1.5	49	69	77	82	84	81	74	63
45-2-2	51	68	80	88	93	93	89	82	80-12-1.5 (2v)	34	54	62	67	69	66	59	48
45-2-3	53	70	82	90	95	95	91	84	80-6-2	50	70	78	83	85	82	75	64
03/04/1945 (2v)	38	55	67	75	80	80	76	69	02/12/1980 (2v)	35	55	63	68	70	67	60	49
45-4-0.5	33	50	62	70	75	75	71	64	80-6-3	51	71	79	84	86	83	76	65
45-6	20	37	49	57	62	62	58	51	03/12/1980 (2v)	36	56	64	69	71	68	61	50
50-4	37	54	67	74	79	80	75	68	80-8-0.5	46	66	74	79	81	78	71	60
56-4-0.75	47	67	75	80	82	79	72	61	80-8-0.75	47	67	75	80	82	79	72	61
56-4-1	48	68	76	81	83	80	73	62	80-8-1	48	68	76	81	83	80	73	62
56-8-1 (2v)	33	53	61	66	68	65	58	47	90-4-4	65	86	93	98	101	97	90	79
56-4-1.5	49	69	77	82	84	81	74	63	04/08/1990 (2v)	50	71	78	83	86	82	75	64
56-8-1.5 (2v)	34	54	62	67	69	66	59	48	90-4-5.5	67	88	95	100	103	99	92	81
56-4-2	50	70	78	83	85	82	75	64	90-8-5.5 (2v)	52	73	80	85	88	84	77	66
02/08/1956 (2v)	35	55	63	68	70	67	60	49	90-4-7.5	69	90	97	102	105	101	94	83
56-6-0.33	36	56	64	69	71	68	61	50	90-8-7.5 (2v)	54	75	82	87	90	86	79	68
56-6-0.5	36	56	64	69	71	68	61	50	90-4-10	70	91	98	103	106	102	95	84
56-6-0.75	37	57	65	70	72	69	62	51	10/08/1990 (2v)	55	76	83	88	91	87	80	69
63-4-1	50	70	78	83	85	82	75	64	90-6-2	55	76	83	88	91	87	80	69
01/08/1963 (2v)	35	55	63	68	70	67	60	49	02/12/1990 (2v)	40	61	68	73	76	72	65	54
63-4-1.5	51	71	79	84	86	83	76	65	90-6-3	56	77	84	89	92	88	81	70
63-8-1.5 (2v)	36	56	64	69	71	68	61	50	03/12/1990 (2v)	41	62	69	74	77	73	66	55
63-4-2	52	72	80	85	87	84	77	66	90-6-4	57	78	85	90	93	89	82	71
02/08/1963 (2v)	37	57	65	70	72	69	62	51	04/12/1990 (2v)	42	63	70	75	78	74	67	56
63-4-3	53	73	81	86	88	85	78	67	90-8-1	49	70	77	82	85	81	74	63
03/08/1963 (2v)	38	58	66	71	73	70	63	52	90-8-1.5	50	71	78	83	86	82	75	64
63-4-4	54	74	82	87	89	86	79	68	90-8-2	51	72	79	84	87	83	76	65
04/08/1963 (2v)	39	59	67	72	74	71	64	53	90-8-3	52	73	80	85	88	84	77	66
63-6-0.5	41	61	69	74	76	73	66	55	100-4-7.5	72	92	100	105	107	104	97	86
63-6-0.75	42	62	70	75	77	74	67	56	100-8-7.5 (2v)	57	77	85	90	92	89	82	71
63-6-1	43	63	71	76	78	75	68	57	100-4-10	73	93	101	106	108	105	98	87
01/12/1963 (2v)	28	48	56	61	63	60	53	42	100-8-10 (2v)	58	78	86	91	93	90	83	72
71-4-1.5	55	75	83	88	90	87	80	69	100-4-15	74	94	102	107	109	106	99	88
71-8-1.5 (2v)	40	60	68	73	75	72	65	54	100-8-15 (2v)	59	79	87	92	94	91	84	73
71-4-2	56	76	84	89	91	88	81	70	100-4-20	75	95	103	108	110	107	100	89
02/08/1971 (2v)	41	61	69	74	76	73	66	55	100-8-20 (2v)	60	80	88	93	95	92	85	74
71-4-3	58	78	86	91	93	90	83	72	100-6-3	62	82	90	95	97	94	87	76
03/08/1971 (2v)	43	63	71	76	78	75	68	57	100-12-3 (2v)	47	67	75	80	82	79	72	61
71-4-4	59	79	87	92	94	91	84	73	100-6-4	63	83	91	96	98	95	88	77
04/08/1971 (2v)	44	64	72	77	79	76	69	58	100-12-4 (2v)	48	68	76	81	83	80	73	62
71-6-0.75	44	64	72	77	79	76	69	58	100-6-5.5	64	84	92	97	99	96	89	78
71-6-1	45	65	73	78	80	77	70	59	100-12-5.5 (2v)	49	69	77	82	84	81	74	63
01/12/1971 (2v)	30	50	58	63	65	62	55	44	100-8-1.5	56	76	84	89	91	88	81	70
71-6-1.5	46	66	74	79	81	78	71	60	100-8-2	57	77	85	90	92	89	82	71
71-12-1.5 (2v)	31	51	59	64	66	63	56	45	100-8-3	57	77	85	90	92	89	82	71
80-4-3	59	79	87	92	94	91	84	73	100-8-4	58	78	86	91	93	90	83	72

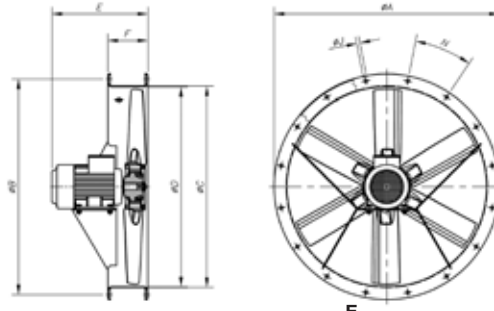
Dimensions in mm

HCH



Model	ØA	ØB	ØC	ØD	0,16	0,33	0,5	0,75	1	1,5	2	3	4	5,5	7,5	10	15	20	F	ØJ	N
HCH-35-2	425	395	358	355	-	-	285	-	-	-	-	-	-	-	-	-	-	-	110	10	8 X 45°
HCH-35-4	425	395	358	355	257	-	-	-	-	-	-	-	-	-	-	-	-	-	110	10	8 X 45°
HCH-40-2	490	450	414	410	-	-	-	-	314	-	-	-	-	-	-	-	-	-	120	12	8 X 45°
HCH-40-4	490	450	414	410	-	295	-	-	-	-	-	-	-	-	-	-	-	-	120	12	8 X 45°
HCH-45-4	540	500	464	460	-	-	280	-	-	-	-	-	-	-	-	-	-	-	120	12	8 X 45°
HCH-45-6	540	500	464	460	-	280	-	-	-	-	-	-	-	-	-	-	-	-	120	12	8 X 45°
HCH-56-4	660	620	564	560	-	-	-	310	310	330	350	-	-	-	-	-	-	-	120	12	12 X 30°
HCH-56-6	660	620	564	560	-	285	310	310	-	-	-	-	-	-	-	-	-	-	120	12	12 X 30°
HCH-63-4	730	690	645	640	-	-	-	-	325	325	355	405	405	-	-	-	-	-	150	12	12 X 30°
HCH-63-6	730	690	645	640	-	-	325	325	335	-	-	-	-	-	-	-	-	-	150	12	12 X 30°
HCH-71-4	810	770	715	710	-	-	-	-	-	330	350	415	415	-	-	-	-	-	150	12	16 X 22°30'
HCH-71-6	810	770	715	710	-	-	-	315	330	350	-	-	-	-	-	-	-	-	150	12	16 X 22°30'
HCH-80-4	900	860	805	800	-	-	-	-	-	-	425	425	445	-	-	-	-	-	180	12	16 X 22°30'
HCH-80-6	900	860	805	800	-	-	-	-	355	375	425	445	-	-	-	-	-	-	180	12	16 X 22°30'
HCH-80-8	900	860	805	800	-	-	380	380	410	-	-	-	-	-	-	-	-	-	180	12	16 X 22°30'
HCH-90-4	1015	970	906	900	-	-	-	-	-	-	-	425	430	465	465	-	-	-	180	15	16 X 22°30'
HCH-90-6	1015	970	906	900	-	-	-	-	-	425	430	465	-	-	-	-	-	-	180	15	16 X 22°30'
HCH-90-8	1015	970	906	900	-	-	-	-	410	410	395	460	-	-	-	-	-	-	180	15	16 X 22°30'
HCH-100-4	1115	1070	1006	1000	-	-	-	-	-	-	-	-	480	480	590	590	-	-	200	15	16 X 22°30'
HCH-100-6	1115	1070	1006	1000	-	-	-	-	-	-	440	480	480	-	-	-	-	-	200	15	16 X 22°30'
HCH-100-8	1115	1070	1006	1000	-	-	-	-	-	405	405	470	470	-	-	-	-	-	200	15	16 X 22°30'

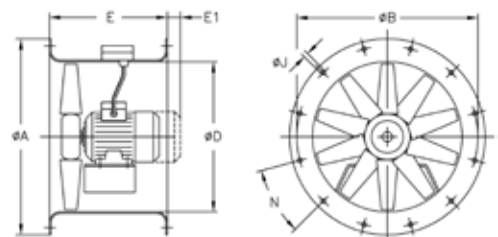
HFT



Model	ØA	ØB	ØC	ØD	0,33	0,5	0,75	1	1,5	2	3	4	5,5	7,5	10	15	20	F	ØJ	N
HFT-56-4	660	620	564	560	-	-	344	344	376	376	-	-	-	-	-	-	-	150	12	12x30°
HFT-56-6	660	620	564	560	310	344	344	-	-	-	-	-	-	-	-	-	-	150	12	12x30°
HFT-63-4	730	690	645	640	-	-	-	325	398	398	430	430	-	-	-	-	-	150	12	12x30°
HFT-63-6	730	690	645	640	-	325	325	398	-	-	-	-	-	-	-	-	-	150	12	12x30°
HFT-71-4	810	770	715	710	-	-	-	-	400	400	440	440	-	-	-	-	-	150	12	16x22°30'
HFT-71-6	810	770	715	710	-	-	325	400	400	-	-	-	-	-	-	-	-	150	12	16x22°30'
HFT-80-4	900	860	805	800	-	-	-	-	-	425	425	445	-	-	-	-	-	180	12	16x22°30'
HFT-80-6	900	860	805	800	-	-	-	390	390	425	445	-	-	-	-	-	-	180	12	16x22°30'
HFT-80-8	900	860	805	800	-	390	390	425	-	-	-	-	-	-	-	-	-	180	12	16x22°30'
HFT-90-4	1015	970	906	900	-	-	-	-	-	-	430	440	470	470	-	-	-	180	15	16x22°30'
HFT-90-6	1015	970	906	900	-	-	-	-	430	440	470	-	-	-	-	-	-	180	15	16x22°30'
HFT-90-8	1015	970	906	900	-	-	-	430	430	440	470	-	-	-	-	-	-	180	15	16x22°30'
HFT-100-4	1115	1070	1006	1000	-	-	-	-	-	-	-	485	485	590	590	-	-	200	15	16x22°30'
HFT-100-6	1115	1070	1006	1000	-	-	-	-	-	440	485	485	-	-	-	-	-	200	15	16x22°30'
HFT-100-8	1115	1070	1006	1000	-	-	-	-	420	440	485	485	-	-	-	-	-	200	15	16x22°30'

HCT

Model	ØA	ØB	ØD	E	E1	ØJ	N
HCT-25	310	280	240	230	10	10	4x90°
HCT-31	350	320	280	270	-	10	4x90°
HCT-35	425	395	355	280	-	10	8x45°
HCT-40	490	450	410	320	-	12	8x45°
HCT-45	540	500	460	360	-	12	8x45°
HCT-50	600	560	514	360	-	12	12x30°
HCT-56	660	620	560	400	-	12	12x30°
HCT-63	730	690	640	430	-	12	12x30°
HCT-71	810	770	710	500	-	12	16x22°30'
HCT-80	900	860	800	500	-	12	16x22°30'
HCT-90	1015	970	900	500	-	15	16x22°30'
HCT-100	1115	1070	1000	550	-	15	16x22°30'
HCT-100-4T-15	1115	1070	1000	650	-	15	16x22°30'
HCT-100-4T-20	1115	1070	1000	650	-	15	16x22°30'

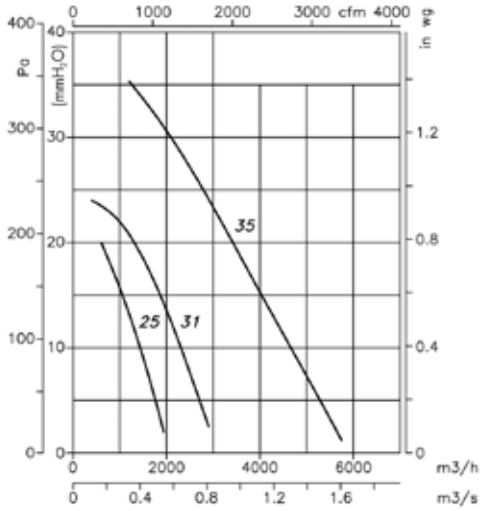


Characteristic curves

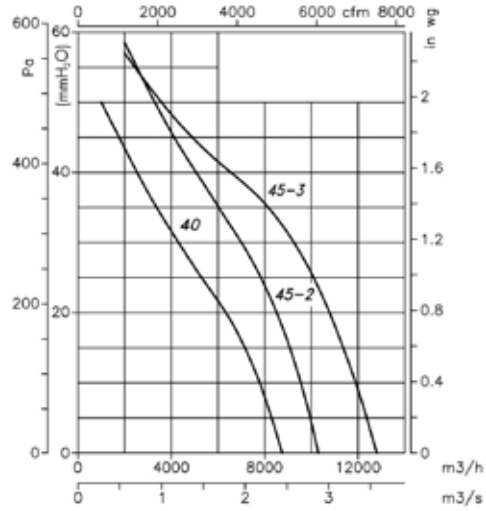
Q = Airflow in m³/h, m³/s and cfm.

Pe = Static pressure in mmH₂O, Pa and inwg.

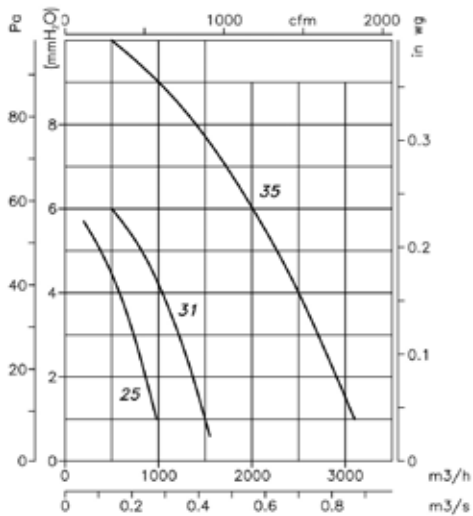
2 Poles=3000 r/min



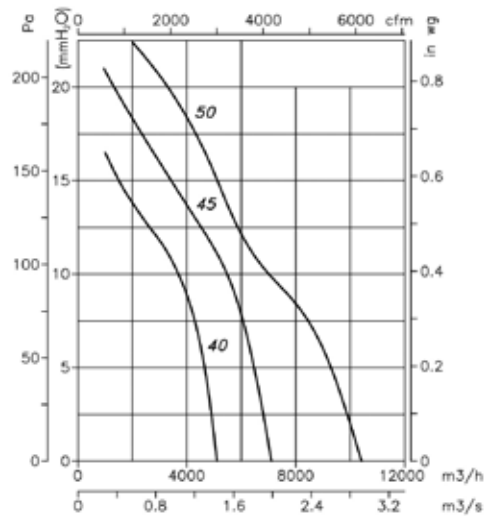
2 Poles=3000 r/min



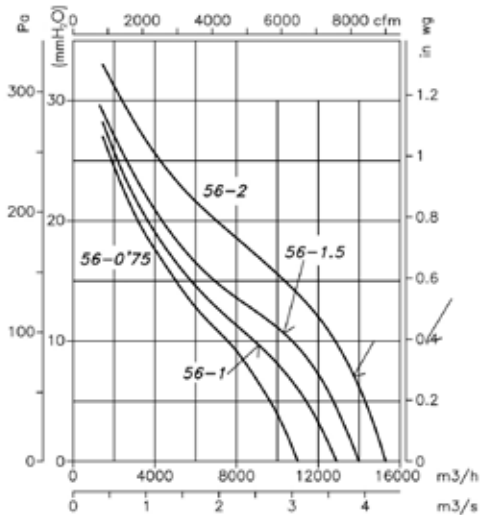
4 Poles=1500 r/min



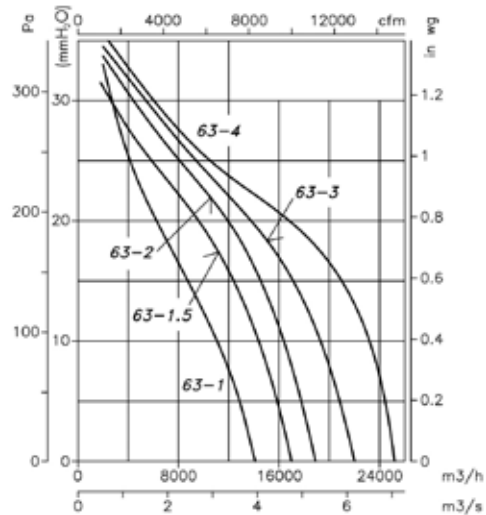
4 Poles=1500 r/min



4 Poles=1500 r/min



4 Poles=1500 r/min

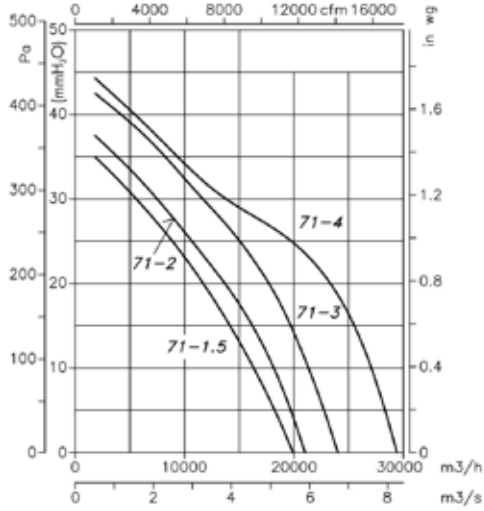


Characteristic curves

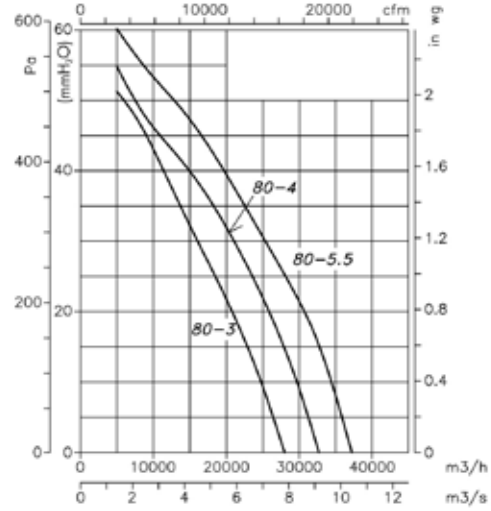
Q = Airflow in m³/h, m³/s and cfm.

Pe= Static pressure in mmH₂O, Pa and inwg.

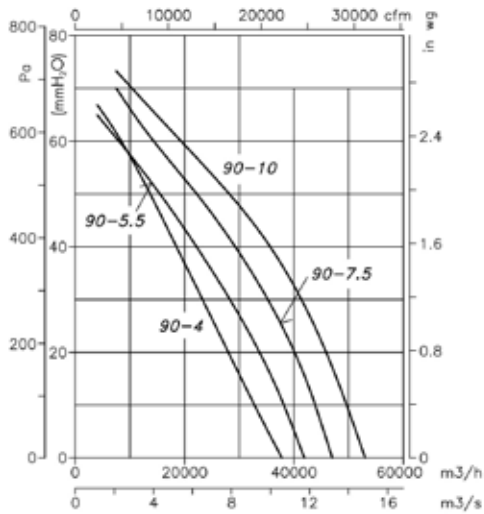
4 Poles=1500 r/min



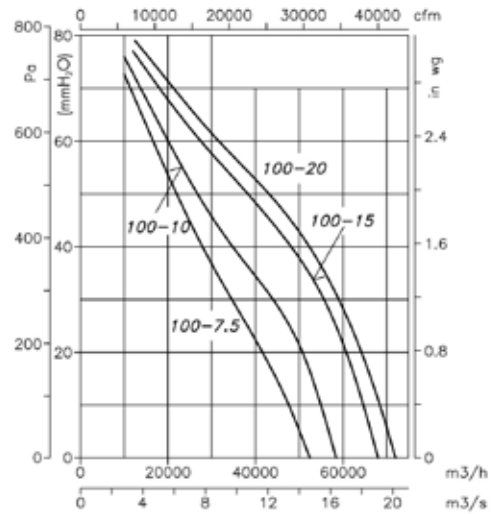
4 Poles=1500 r/min



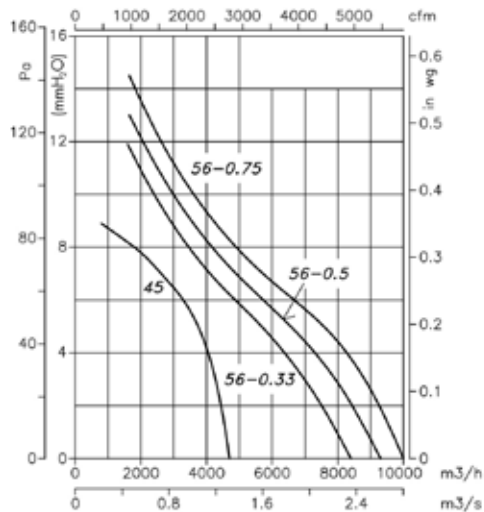
4 Poles=1500 r/min



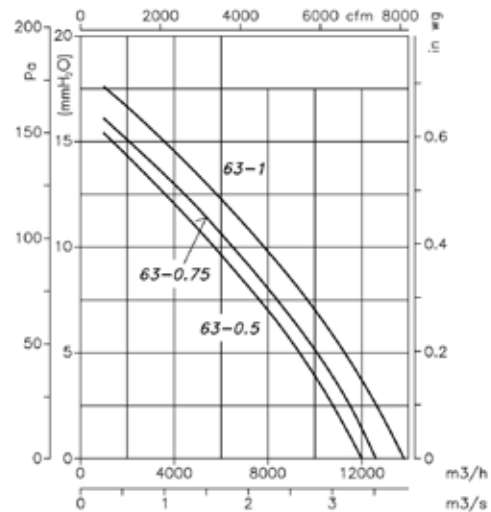
4 Poles=1500 r/min



6 Poles=1000 r/min



6 Poles=1000 r/min

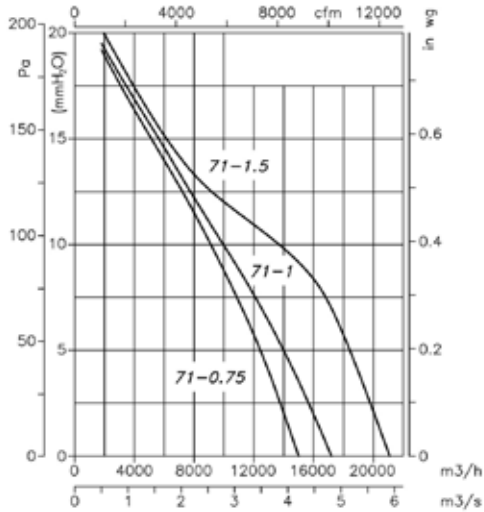


Characteristic curves

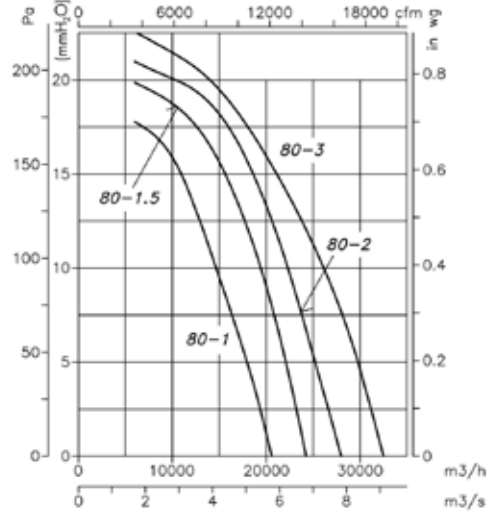
Q = Airflow in m³/h, m³/s and cfm.

Pe= Static pressure in mmH₂O, Pa and inwg.

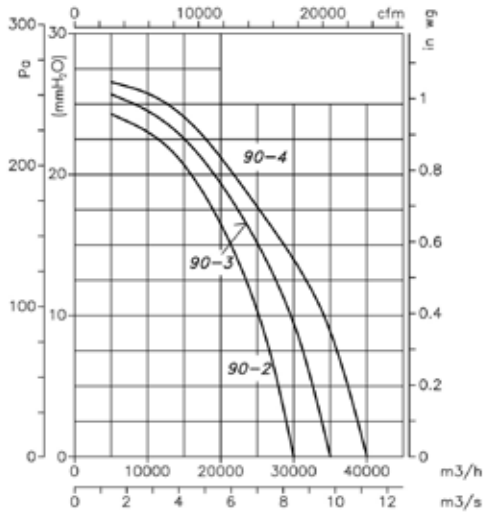
6 Poles=1000 r/min



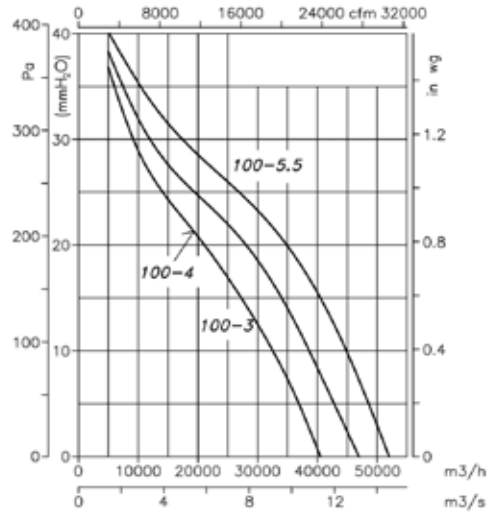
6 Poles=1000 r/min



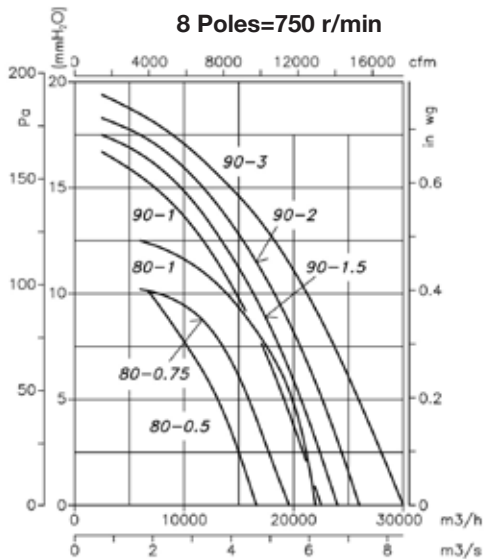
6 Poles=1000 r/min



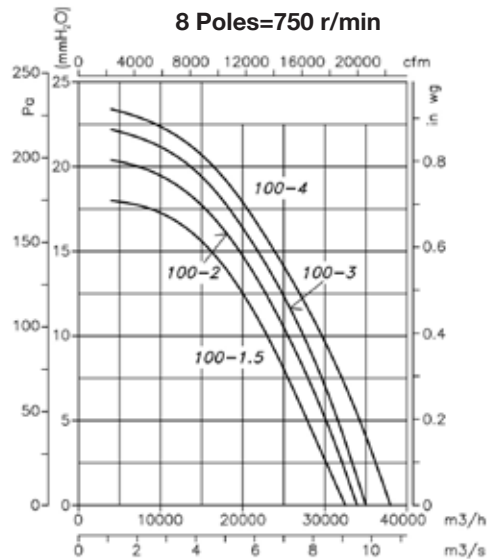
6 Poles=1000 r/min



8 Poles=750 r/min



8 Poles=750 r/min

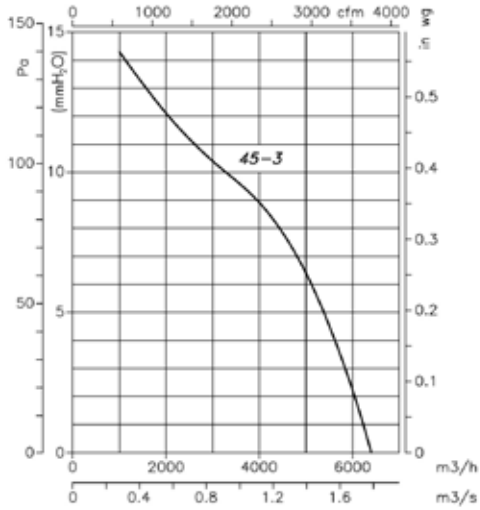


Characteristic curves

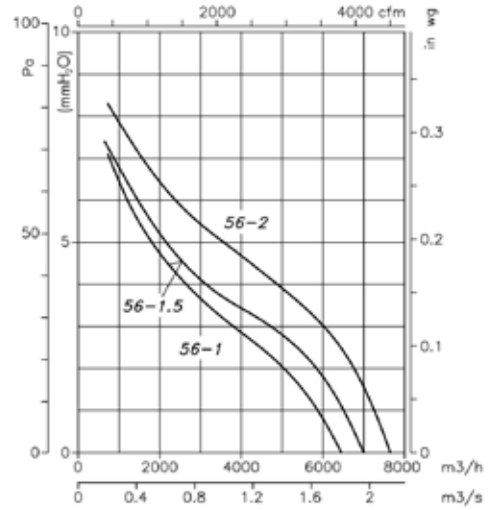
Q = Airflow in m³/h, m³/s and cfm.

Pe = Static pressure in mmH₂O, Pa and inwg.

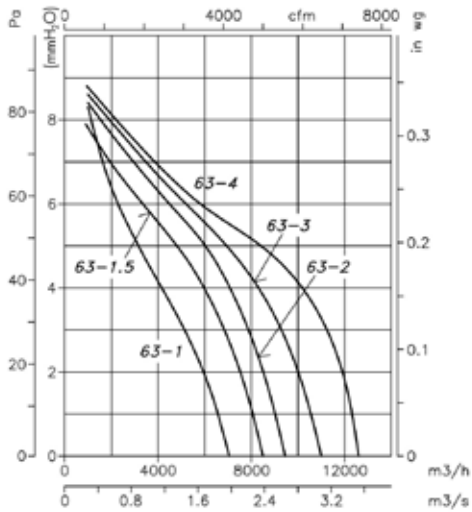
4 Poles (2-speed motor)=2/4 Poles



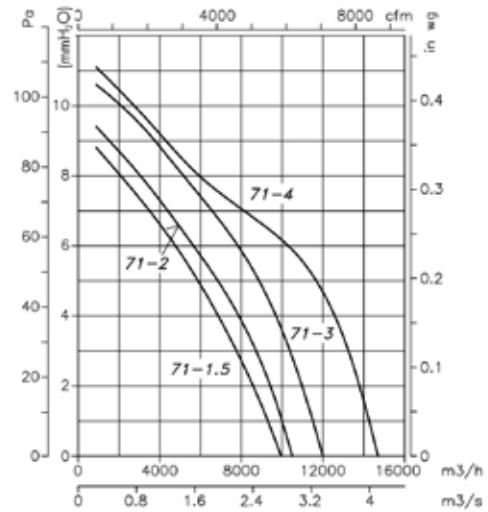
8 Poles (2-speed motor)=4/8 Poles



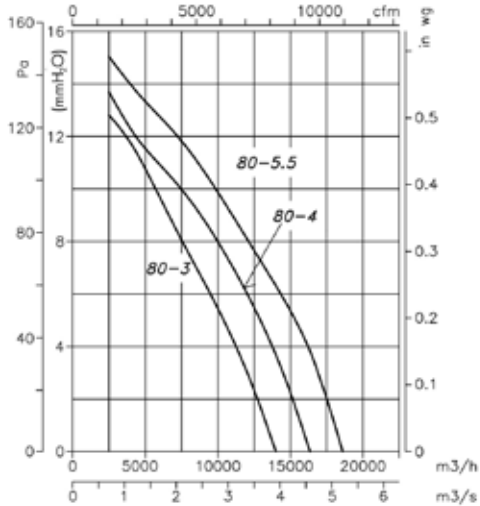
8 Poles (2-speed motor)=4/8 Poles



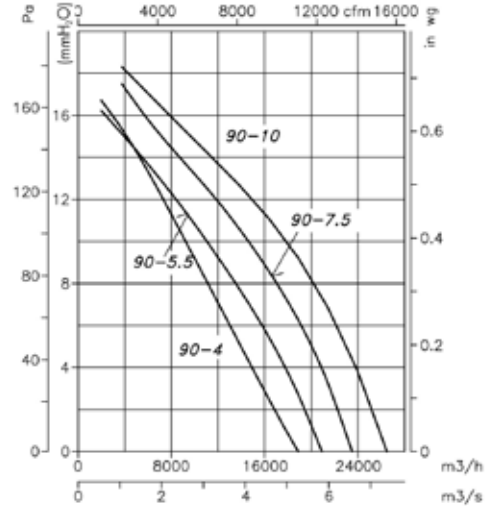
8 Poles (2-speed motor)=4/8 Poles



8 Poles (2-speed motor)=4/8 Poles



8 Poles (2-speed motor)=4/8 Poles

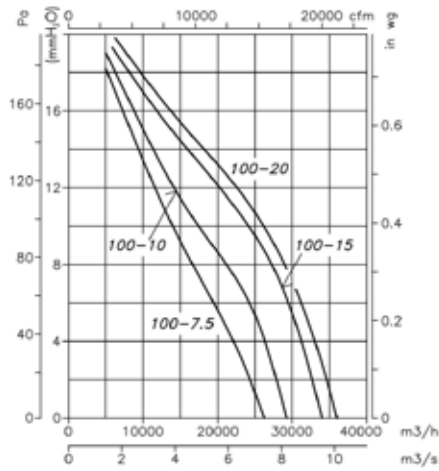


Characteristic curves

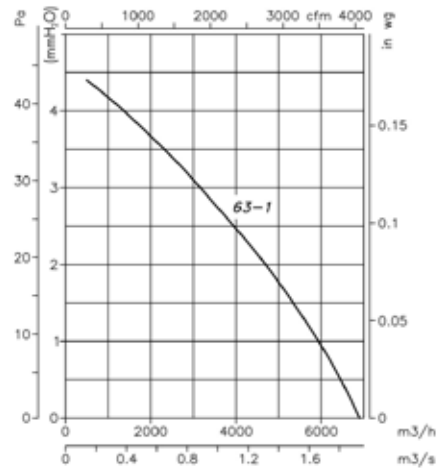
Q = Airflow in m³/h, m³/s and cfm.

Pe = Static pressure in mmH₂O, Pa and inwg.

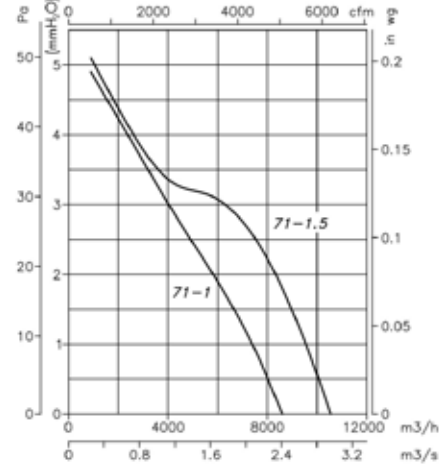
8 Poles (2-speed motor)=4/8 Poles



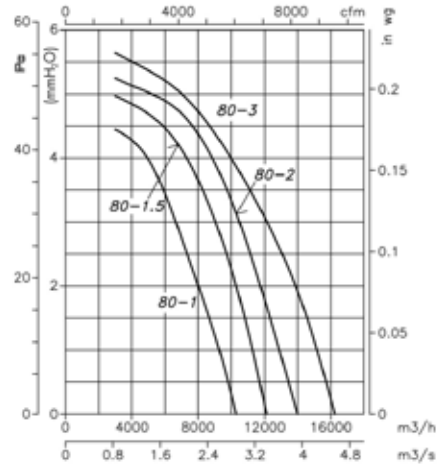
12 Poles (2-speed motor)=6/12 Poles



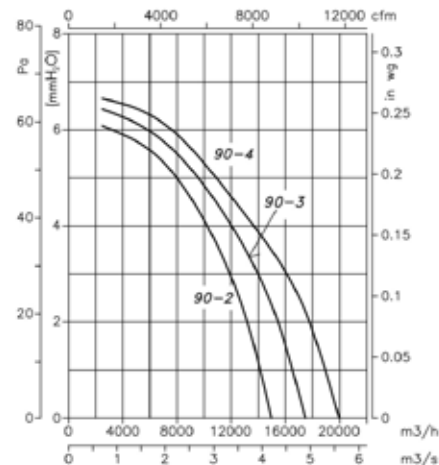
12 Poles (2-speed motor)=6/12 Poles



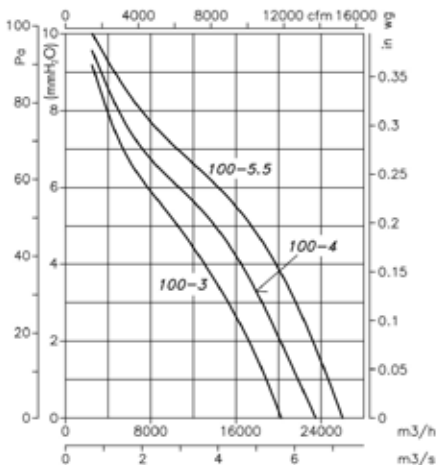
12 Poles (2-speed motor)=6/12 Poles



12 Poles (2-speed motor)=6/12 Poles



12 Poles (2-speed motor)=6/12 Poles



Accessories

See accessories section.

